

MUNICIPALITY OF QUISPAMSIS
2003 GENERAL OPERATING FUND BUDGET

1. Total Budget - Total Page 17	\$8,554,067
2. Less Non-Tax Revenue - Total Page 7	668,850
3. Net Budget	\$7,885,217
4. Less: Unconditional Grant
5. Less: Unconditional Transfer	893,237
6. Warrant to be Raised by a Local Rate	\$6,991,980

Area	Warrant	Municipal Tax Base	Rate
QUISPAMSIS	\$6,991,980	\$584,119,000	\$1.1970
.....
.....
.....
.....
	<u>\$6,991,980</u>	<u>\$584,119,000</u>	


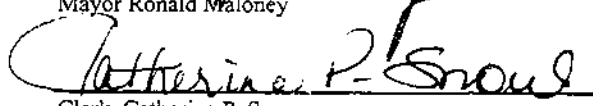
THIS IS TO CERTIFY that on the 17th day of December, 2002 the Council of the MUNICIPALITY OF QUISPAMSIS RESOLVED that the sum of \$8,554,067 be the total budget of the Municipality, that the sum of \$6,991,980 be the Warrant of the Municipality for the ensuing year, and that the tax rate(s) for the Municipality be \$1.1970. The Council orders and directs the levying by the Minister of Environment and Local Government of said amount on real property liable to taxation under the Assessment Act within the MUNICIPALITY OF QUISPAMSIS.

Adopted this Seventeenth day of December, 2002

by the Council of the Town of QUISPAMSIS.

Executed this Eighteenth day of December, 2002 by the Mayor and Clerk of the MUNICIPALITY OF QUISPAMSIS under the corporate seal of said Municipality.

(Corporate Seal)


 Mayor Ronald Maloney

 Clerk, Catherine P. Snow

Approved this _____ day of _____ 20____

 Director, Local Financial Support

2003 GENERAL OPERATING FUND BUDGET

NON-TAX REVENUE

	2002 BUDGET	2003 BUDGET
1.1.0.0.0 LOCAL IMPROVEMENT LEVY		
1.1.2.0.0 Special Assessment		
1.1.2.1.0 <i>Real Property (Local Imp. Levy)</i>
1.1.2.2.0 <i>Other (Spec.)</i>
Total	<u>0</u>	<u>0</u>
1.3.0.0.0 SERVICES PROVIDED TO OTHER GOVT'S		
1.3.1.0.0 Other Municipalities		
1.3.1.2.0 <i>Protective Services</i>		
1.3.1.2.1 Police
1.3.1.2.4 Fire
1.3.1.2.5 Emerg. Measures (Amb)
1.3.1.2.9 Other
1.3.1.3.0 <i>Transportation Services</i>
1.3.1.4.0 <i>Environmental Health (Solid waste disposal site)</i>
1.3.1.7.0 <i>Recreation & Cultural</i>		
1.3.1.7 Specify
1.3.1.7
1.3.1.0.0 Other (Spec.)
1.3.2.0.0 Province of New Brunswick		
1.3.2.2.0 <i>Protective Services</i>		
1.3.2.2.3 <i>Corrections (Jails, etc)</i>
1.3.2.2.4 <i>Fire (To Loc. Service Dist.)</i>
1.3.2.2.5 <i>Emerg. Measures (Amb to L.S.D.)</i>
1.3.2.2 <i>Other (Spec.)</i>
1.3.2.3.0 <i>Transportation Services</i>
1.3.2.3.3 <i>(Roads & Streets./45.596 lane km)</i>	<u>72,936</u>	<u>72,936</u>
1.3.2.3.5 <i>Street Lighting</i>

2003 GENERAL OPERATING FUND BUDGET

NON-TAX REVENUE		2002 BUDGET	2003 BUDGET
1.3.2.3.6	Traffic Services		
	Signs
	Lane Marking
	Signals
	Other
1.3.2.3.9	<i>Other (Spec.)</i>
1.3.2.4.0	Environmental Health Services		
1.3.2.4.3	Solid waste disposal (to L.S.D.)
1.3.2.4.-	Other (Spec.)
1.3.2.-.0	Other (Spec.)
	TOTAL Services Provided to Other Gov'ts	<u>72,936</u>	<u>72,936</u>
1.4.0.0.0	SALES OF SERVICES (b)		
1.4.2.0.0	Protective Services		
1.4.2.1.0	Police Services		
1.4.2.1.3	Escort & Private Fees
1.4.2.1.9	Sale of Unclaimed Goods
1.4.2.4.0	Fire Services		
1.4.2.4.3	Fire Alarm System
1.4.2.4.9	Other
1.4.3.2.0	Road Transport		
1.4.3.2.5	Street Lighting
1.4.3.2.7	Parking Meters, Lot, Garage
1.4.3.2.9	Other
1.4.3.5.0	Public Transit
1.4.4.0.0	Environmental Health Services		
1.4.4.3.0	<i>Solid Waste</i>		
1.4.4.3.2	Solid waste Collection
1.4.4.3.9	Recycling Products

2003 GENERAL OPERATING FUND BUDGET

NON-TAX REVENUE		2002 BUDGET	2003 BUDGET
1.4.6.0.0	Environmental Dev. Services		
1.4.6.-.-	(Spec.)
1.4.6.-.-	
1.4.7.0.0	Recreational & Cultural		
1.4.7.1.2	Community Centre (Hall)
1.4.7.1.3	Swimming Pools, Beaches, Marinas	0	0
1.4.7.1.4	Golf Course
1.4.7.1.5	Skating Rink & Arena	143,750	152,755
1.4.7.1.6	Amusement Park
1.4.7.1.8	Parks & Playgrounds	10,400	14,000
1.4.7.1	Other (Spec.).....
1.4.7.2.0	Cultural Buildings. & Facilities
1.4.7.5.0	Other Rec. & Cultural Services	202,584	214,652
1.4.7.5.	(Spec.).....
1.4.-.-.-	Other (Spec.).....
	TOTAL Sale of Services	<u>356,734</u>	<u>381,407</u>
1.5.0.0.0	OTHER REVENUE FROM OWN SOURCES		
1.5.1.0.0	Licenses and Permits
1.5.1.1.0	Professional
1.5.1.2.0	Business
1.5.1.3.0	Amusement
1.5.1.4.0	Taxi
1.5.1.5.0	Delivery Vehicle
1.5.1.6.0	Animal	2,328
1.5.1.7.0	Building		
1.5.1.7.1	Plumbing
1.5.1.7.2	Breaking Pavement
1.5.1.7.3	Construction (Building, etc.)	48,000	55,000
1.5.1.7.4	Other

2003 GENERAL OPERATING FUND BUDGET

NON-TAX REVENUE		2002 BUDGET	2003 BUDGET
1.5.1.8.0	<i>Other Const. & Demolition</i>
1.5.1.9.0	<i>Other (Bicycle, etc.)</i>
1.5.2.0.0	Fines		
1.5.2.1.0	<i>Traffic Violation</i>	40,704	40,704
1.5.2.1.1	<i>Parking Meter Fines</i>
1.5.2.1.2	<i>Motor Vehicle Act</i>
1.5.2.1.3	<i>Municipal By-law</i>
1.5.2.1.9	<i>Other</i>	3,000	3,000
1.5.3.0.0	Rentals		
1.5.3.1.0	<i>Engineering Structures</i>
1.5.3.2.0	<i>Buildings</i>		
1.5.3.2.1	Market
1.5.3.-.-	Facilities	58,280	48,825
1.5.3.4.0	<i>Machinery & Equipment</i>
1.5.3.5.0	<i>Land</i>		
1.5.3.5.1	Trailer Park Rental
1.5.3.5.9	Other Land
1.5.3.9.0	<i>Other (Spec.).....</i>
1.5.4.0.0	Franchises, etc.		
1.5.4.-.-	<i>(Spec.).....</i>
1.5.5.0.0	Return on Investments		
1.5.5.1.0	<i>Interest on Investments</i>	3,200	3,200
1.5.5.2.0	<i>Interest on Loans & Advances</i>
1.5.5.3.0	<i>Profit on Sale of Investment</i>
1.5.5.4.0	<i>Premium & Exchange</i>
1.5.5.9.0	<i>Other</i>
1.5.9.0.0	Miscellaneous		
1.5.9.1.0	<i>Commissions (NB Tel, etc.)</i>	1,200	1,200
1.5.9.2.0	<i>Contributions (Gifts, Donations, etc.)</i>	0	0
1.5.9.-.0	<i>Other (Spec.).....</i>
TOTAL Revenue From Own Sources		154,384	154,257

2003 GENERAL OPERATING FUND BUDGET

NON-TAX REVENUE

	2002 BUDGET	2003 BUDGET
1.6.0.0.0	UNCONDITIONAL TRANSFERS FROM OTHER GOV'TS	
1.6.1.0.0.	Federal Government (other than Federal payment in lieu of taxes to be reported on page 1)	
1.6.2.0.0	Provincial Governments (Other than the Unconditional Grant to be reported on page 1)	
1.6.3.0.0	Municipal Governments	
	0	0
1.7.0.0.0	CONDITIONAL TRANSFERS FROM:	
1.7.1.0.0	Federal Government	
1.7.1.-.-	(Spec.).....	
	
1.7.2.0.0	Federal Gov't. Agencies etc.	
1.7.5.0.0	Provincial	
1.7.5.2.0	<i>Protective Services</i>	
1.7.5.2.1	Police	
1.7.5.2.4	Fire	
1.7.5.2.5	Emergency Measures	
	Flood Control	
	Disaster Control	
	First Aid and Ambulance	
1.7.5.2.-.	Other	
1.7.5.3.0	<i>Transportation Services</i>	
1.7.5.3.2	Highways	
1.7.5.3.-	Other	
1.7.5.6.0	<i>Environmental Development</i>	
1.7.5.6.9	Tourism	
1.7.5.6.-	Other (Spec.).....	
	
1.7.5.-.-	Other (Recreation, etc.)	
1.7.6.0.0	Provincial Govts. Agencies, etc.	
1.7.6.-.-	Jet/Challenge Grants	
	50,000	50,000
	50,000	50,000

2003 GENERAL OPERATING FUND BUDGET

NON-TAX REVENUE		2002 BUDGET	2003 BUDGET
1.8.0.0.0	CONDITIONAL TRANSFERS FROM MUNICIPAL GOV'T		
1.8.-.-
1.8.-.-.-
	TOTAL Conditional Transfers from from Municipal Government	0	0
1.9.0.0.0	OTHER TRANSFERS		
1.9.1.0.0	Transfers from Own Reserves and Allowances		
1.9.1.1.0	<i>Surplus of 2nd Previous Yr.(c)</i>	0	1,303
1.9.1.2.0	<i>Machinery & Equipment</i>		
	<i>Depreciation Trust Fund (d)</i>
1.9.1.4.0	<i>Other (Spec).....</i>
1.9.2.0.0	Transfers from Other Funds		
1.9.2.1.0	Sinking Fund
1.9.2.2.0	Utility Fund	8,947
1.9.2.9.0	Other (Land Trust Fund)	10,000	0
1.9.3.0.0	Own Agencies, Authorities, etc.		
1.9.3.1.0	<i>(Spec).....</i>
1.9.3.2.0
1.9.9.0.0	Other		
1.9.9.1.0	<i>(Spec).....</i>
1.9.9.2.0
	TOTAL Other Transfers	10,000	10,250
	TOTAL NON-TAX REVENUE (TRANSFER TO ITEM 2 - PAGE ONE)	644,054	668,850

Municipalities Act

(c) Section 89 (8)

(d) Section 90 (4)

2003 GENERAL OPERATING FUND BUDGET

EXPENDITURE		2002 BUDGET	2003 BUDGET
2.1.0.0.0	GENERAL GOVERNMENT SERVICES		
2.1.1.0.0	Legislative		
2.1.1.1.0	Mayor: Personnel (a)	13,953	14,410
	Other (b)	7,506	7,932
2.1.1.3.0	Councillors: Personnel	56,100	56,580
	Other	28,936	30,741
2.1.1.4.0	Development Seminars	3,000	5,000
2.1.1.9.0	Other Legislative Cost	13,095	13,200
2.1.2.0.0	General Administrative		
2.1.2.1.0	Administrative		
2.1.2.1.1	Manager, Administrator: Personnel	62,112	74,112
	Other	5,436	5,805
2.1.2.1.2	Clerk: Personnel	68,904	74,044
	Other	9,396	10,210
2.1.2.1.3	Personnel Officer: Personnel		
	Other		
2.1.2.1.4	Office Building *	25,309	47,376
2.1.2.1.5	Solicitor	60,000	60,000
2.1.2.1.9	Other Administrative Services	10,000	12,000
2.1.2.2.0	Financial Management		
2.1.2.2.1	Administration: Personnel		
	Other	6,000	12,000
2.1.2.2.2	Accounting: Personnel	58,656	74,880
	Other	14,576	21,380
2.1.2.2.4	Budget Control		
2.1.2.2.5	External Audit: Audit Fees	14,000	14,500
	Accounting Fees		
2.1.2.2.6	Purchasing: Personnel		
	Other		
2.1.2.2.9	Other Financial Management		
2.1.2.5.0	Common Services		
2.1.2.5.2	Civic Relations	14,400	22,400
2.1.2.5.9	Training & Development	2,000	2,000
2.1.2.6.0	Cost of Assessment	107,897	116,824
2.1.2.7.0	Other		

(a) Include all salaries, wages, honorariums, fees, etc. and all employer contributions(CPP, UIC, Pension Plans, etc.) under the object personnel.

(b) Include mileage allowances, secretarial and other staff as well as all of the other expenses incurred directly in connection with the activity.

2003 GENERAL OPERATING FUND BUDGET

EXPENDITURE

		2002 BUDGET	2003 BUDGET
2.1.2.9.0	Other General Admin. Services
2.1.9.0.0	Other General Gov't. Services
2.1.9.2.0	Conventions & Delegations	1,200	1,200
2.1.9.3.0	Public Liability Insurance Premium	32,677	31,729
2.1.9.5.0	Grants to Organizations	2,596	2,596
2.1.9.5.1	Sports
2.1.9.5.2	Cultural
2.1.9.5.3	Education
2.1.9.5.9	Other (specify).....
2.1.9.9.0	Other General Services
	TOTAL General Gov't Services	617,749	710,919
2.2.0.0.0	PROTECTIVE SERVICES		
2.2.1.0.0	Police Protection		
2.2.1.2.0	Administration: Personnel
	Other
2.2.1.3.0	Crime Control: Personnel
	Other
2.2.1.4.0	Traffic Activities: Personnel
	Other
2.2.1.5.0	Training & Develop: Personnel
	Other
2.2.1.6.0	Station & Building
2.2.1.7.0	Automotive Equipment
2.2.1.8.0	Detention & Custody of Prisoners
2.2.1.9.0	Contractual Agreement		
2.2.1.9.1	R.C.M.P.
2.2.1.9.2	With Other Municipality - Rothesay Regional	1,367,100	1,444,776
2.2.1.9.3	Prov. of N.B.
2.2.1.9.9	Other (specify).....
	Subtotal	1,367,100	1,444,776
2.2.4.0.0	Fire Protection	967,835	1,018,313
2.2.4.1.0	Administration: Personnel
	Other
2.2.4.2.0	Firefighting Force: Personnel
	Other

2003 GENERAL OPERATING FUND BUDGET

EXPENDITURE		2002 BUDGET	2003 BUDGET
2.2.4.3.0	Fire Alarm Systems
2.2.4.4.0	Fire Investigation & Prevention
2.2.4.5.0	Water Cost (Reg. 81-195)
2.2.4.6.0	Training & Development: Personnel
	Other
2.2.4.7.0	Station & Building
2.2.4.8.0	Fighting Equipment
2.2.4.9.0	Other
	Subtotal	967,835	1,018,313
2.2.5.0.0	Emergency Measures	2,400	2,550
2.2.5.2.0	Flood Control
2.2.5.3.0	911 Control	118,508	111,210
2.2.5.4.0	First Aid & Ambulance (spec. St. John Amb. Munic. Hosp. Bd., Private)
2.2.5.5.0	Training and Development	0	0
	Subtotal	120,908	113,760
2.2.9.0.0	Other Protection
2.2.9.2.0	Protective Inspection
2.2.9.2.1	Building Inspection: Personnel	31,284	56,484
	Other	5,328	6,579
2.2.9.2.3	Plumbing Inspection: Personnel
	Other
2.2.9.2.9	Other - Crosswalk Guards	7,075	6,000
2.2.9.3.0	Animal & Pest Control: Personnel	28,620	20,100
	Other
2.2.9.5.0	Training & Development
2.2.9.9.0	Other - Crime Stoppers	1,687	2,000
	Subtotal	73,994	91,163
	TOTAL PROTECTIVE SERVICES	2,529,837	2,668,012

2003 GENERAL OPERATING FUND BUDGET

EXPENDITURE		2002 BUDGET	2003 BUDGET
2.3.0.0.0	TRANSPORTATION SERVICES		
2.3.1.0.0	Common Services		
2.3.1.1.0	Administration: Personnel
	Other
2.3.1.1.2	Training & Development
2.3.1.2.0	Engineering Services: Personnel
	Other
2.3.1.3.0	General Equipment
2.3.1.5.0	Workshops, Yards & Other Buildings: Personnel
	Other	18,051
2.3.1.6.0	Research, Planning & Design: Personnel
	Other
2.3.1.9.0	Other
2.3.2.0.0	Road Transport		
2.3.2.1.0	Administration: Personnel
	Other
2.3.2.2.0	Engineering, Planning, Supervision: Personnel	78,216	99,689
	Other	21,236	24,444
2.3.2.3.0	Roads & Streets
2.3.2.3.1	Summer Maintenance (132.638km/municipal, 92.145 lane km/provincial) specify whether D.O.T., self private contract: Personnel	333,056	406,452
	Other	155,809	174,825
2.3.2.3.3	Sidewalks
2.3.2.3.4	Culverts & Drainage Ditches
2.3.2.3.5	Storm Sewers
2.3.2.3.6	Street Cleaning & Flushing

2003 GENERAL OPERATING FUND BUDGET

EXPENDITURE		2002 BUDGET	2003 BUDGET
2.3.2.3.7	Snow & Ice Removal (172,805 km/municipal, 92,145 land km/provincial) specify whether D.O.T., self or private contract: Personnel	516,946	562,948
	Other	381,031	473,514
2.3.2.3.9	Other		
2.3.2.4.0	Bridges, Viaduct, Causeway and Grade Separations: Personnel		
	Other		
2.3.2.5.0	Street Lighting	79,260	86,340
2.3.2.6.0	Traffic Services		
2.3.2.6.1	Street Signs	8,000	6,000
2.3.2.6.2	Traffic Lanemarking	12,000	15,000
2.3.2.6.3	House Numbering		
2.3.2.6.4	Traffic Signals	5,354	5,696
2.3.2.6.5	Railway Crossing Signals	6,012	6,012
2.3.2.6.6	Crosswalks		
2.3.2.6.9	Other		
2.3.2.7.0	Parking		
2.3.2.7.1	Parking Meters		
2.3.2.7.2	Off Street Parking		
2.3.2.7.9	Other (Spec.).....		
2.3.3.0.0	Air Transport		
2.3.5.0.0	Public Transit		
2.3.9.0.0	Other Transportation		
	TOTAL Transportation Services	1,596,920	1,878,971
2.4.0.0.0	ENVIRONMENTAL HEALTH SERVICES		
2.4.3.0.0	Solid Waste Collection & Disposal		
2.4.3.1.0	Administration: Personnel(fire watch)		
	Other		
2.4.3.2.0	Solid waste Collection: Personnel		
	Other		
2.4.3.3.0	Solid waste Disposal Sites: Personnel		
	Other		

2003 GENERAL OPERATING FUND BUDGET

EXPENDITURE		2002 BUDGET	2003 BUDGET
2.4.3.4.0	Incinerators: Personnel
	Other
2.4.3.5.0	Training & Development
2.4.3.9.0	Other Solid waste Disposal (Recycling)
2.4.9.0.0	Other Environmental Health - Spring Clean Up	75,000	102,000
	TOTAL Environmental Health Services	75,000	102,000
2.5.0.0.0	PUBLIC HEALTH & WELFARE SERVICES		
2.5.1.0.0	Public Health
2.5.1.6.0	Cemeteries
2.5.1.8.1	Medical Clinics
2.5.1.9.0	Other (Spec.).....
	TOTAL Public Health & Welfare Services	0	0
2.6.0.0.0	ENVIRONMENTAL DEVELOPMENT SERVICES		
2.6.1.0.0	Environmental Planning & Zoning		
2.6.1.1.0	Planning (Dist. Comm or Advisory Comm.)
2.6.1.2.0	Administration: Personnel	20,784	26,592
	Other	11,604	12,492
2.6.1.3.0	Research & Planning (studies, etc.)	0	0
2.6.1.9.0	Other (Spec.).....
2.6.2.0.0	Community Development
2.6.2.2.0	General Land Assembly
2.6.2.3.0	Urban Land Assembly
2.6.2.4.0	Beautification & Land Rehabilitation	4,000	4,000
2.6.2.9.0	Regional Economic Development Commission	54,882	66,418
2.6.3.0.0	Housing
2.6.4.0.0	Natural Resources Development
2.6.4.5.0	Tree Removal and Planting

2003 GENERAL OPERATING FUND BUDGET

EXPENDITURE		2002 BUDGET	2003 BUDGET
2.6.6.0.0	Industrial Parks & Commissions
2.6.9.0.0	Other Environmental Development Services		
2.6.9.1.0	Tourism		
2.6.9.1.1	Tourist Bureau
2.6.9.1.2	Tourist Camps, Parks, Etc.
2.6.9.1.3	Promotion of Tourist Attraction
2.6.9.1.4	Energy Conservation: Personnel
	Other
2.6.9.1.9	Other Tourism
2.6.9.2.0	Public Receptions
2.6.9.3.0	Markets
2.6.9.4.0	Training and Development
2.6.9.9.0	Other (decorative lighting, etc.)	4,700	10,500
	Total Environmental Development Services	95,970	120,002
2.7.0.0.0	RECREATION & CULTURAL SERVICE		
2.7.1.0.0	Recreation		
2.7.1.1.0	Administration: Personnel	204,456	151,248
	Other	52,534	52,178
2.7.1.2.0	Comm. Centres & Halls: Personnel	65,396	13,404
	Other	83,660	132,708
2.7.1.3.0	Swimming Pools, Beaches, Marinas: Personnel	44,207	43,847
	Other	13,518	12,302
2.7.1.4.0	Golf Course: Personnel
	Other
2.7.1.5.0	Skating Rinks & Arenas: Personnel	111,883	131,691
	Other	151,033	145,379

2003 GENERAL OPERATING FUND BUDGET

EXPENDITURE		2002 BUDGET	2003 BUDGET
2.7.1.6.0	Amusement Parks, Exhibitions & Fairs: Personnel
	Other
2.7.1.7.0	Training & Development
2.7.1.8.0	Parks & Playgrounds: Personnel	133,320	160,869
	Other	105,460	139,186
2.7.1.9.0	Other Recreation Facilities: Warehouse	4,703	5,313
	Other
	Subtotal	970,170	988,125
2.7.2.0.0	Cultural Bldgs. & Facilities: Personnel	165,420	183,196
	Other
2.7.2.1.0	Administration: Personnel
	Other
2.7.2.3.0.	Historic Sites: Personnel
	Other
2.7.2.4.0	Museums: Personnel
	Other
2.7.2.5.0	Libraries: Personnel	45,384	50,346
	Other
2.7.2.6.0	Place of Assembly: Mezzanine	6,680	200
	Old Town Hall	4,864	5,597
2.7.2.7.0	Training and Development
2.7.2.9.0	Other
2.7.5.0.0	Other Recreation & Cultural Services
2.7.5.3.0	Bands
2.7.5.9.0	Other	199,161	215,506
	Subtotal	421,509	454,845
	Total Recreation and Cultural Services	1,391,679	1,442,970

2003 GENERAL OPERATING FUND BUDGET

EXPENDITURE		2002 BUDGET	2003 BUDGET
2.8.0.0.0	FISCAL SERVICES		
2.8.1.0.0	Debt Charges
2.8.1.1.0	Interest on Short Term Borrowing	8,500	10,000
2.8.1.1.6	Interest for Current Operations
2.8.1.1.7	Loans re: Outstanding Authority
		
		
2.8.1.1.8	Loans re: Proposed Projects
		
		
2.8.1.2.0	Interest on Long-Term Debt	513,768	540,192
2.8.1.3.0	Principal Installments or Sinking Fund Requirements	888,996	1,020,996
2.8.1.9.0	Other Debt Charges
2.8.1.9.1	Debenture Discounts	9,345	9,884
2.8.1.9.2	Cost of Issuing & Selling New Debentures
2.8.1.9.3	Banking Service Charge	121
2.8.1.9.4	Loss on Securities Investments
2.8.1.9.5	Loss on Foreign Exchange
2.8.1.9.9	Other
	Subtotal	1,420,609	1,581,193
2.8.2.0.0	Transfers to Own Reserves, Funds & Agencies (Utility Fund, etc.)		
2.8.2.1.0	Reserves & Allowances		
2.8.2.1.1	Reserve for Capital Expenditures	73,173	50,000
2.8.2.1.2
2.8.2.2.0	Other Funds		
2.8.2.2.1	Specify
2.8.2.2.2
2.8.2.3.0	Own Agencies
2.8.2.4.0	Deficit of 2nd Previous Year (a)	95,598	0

(a) Section 89-9 Municipalities Act

MUNICIPALITY OF QUISPAMIS

2003 GENERAL OPERATING FUND BUDGET

EXPENDITURE		2002 BUDGET	2003 BUDGET
2.8.2.5.0	General Capital Fund Purpose (List for current year only)		
		
		
		
		
		
	Total transfer to General Capital Fund	0	0
2.8.3.0.0	Unconditional Transfers to Other Governments and their Agencies		
2.8.3.1.0	Specify.....		
2.8.3.2.0	Specify.....		
2.8.4.0.0	Conditional Transfers to Other Governments and their Agencies		
2.8.4.1.0	Specify.....		
2.8.9.0.0	Other Fiscal Services		
	Subtotal	1,589,380	1,631,193
	TOTAL Fiscal Services	1,589,380	1,631,193
2.9.0.0.0	OTHER SERVICES		
	TOTAL EXPENDITURES (TRANSFER TO ITEM 1 - PAGE 1)	7,896,535	8,554,067

MUNICIPALITY OF QUISPAMSIS

2003 UTILITY OPERATING FUND BUDGET

1. Gross Expenditures - Total Page U-7	<u>\$1,165,100</u>
2. Less Revenue from own and other sources - Totals Page U-3 & U-4	<u>27,200</u>
3. Less Revenue 1.4.4.5.0. And 1.4.4.-0.	<u>9,000</u>
3. Net Budget to be raised from user charges	<u>\$1,128,900</u>

USER CHARGES:

Class	Water Service	Sewerage Service	Total User Fee
<u>RESIDENTIAL</u>	<u>35,040</u>	<u>980,148</u>	<u>\$1,015,188</u>
<u>COMMERCIAL</u>		<u>27,810</u>	<u>27,810</u>
<u>INSTITUTIONAL</u>		<u>85,902</u>	<u>85,902</u>
		<u>TOTAL</u>	<u>\$1,128,900</u>

AVERAGE ANNUAL COST PER HOUSEHOLD:	Water Service	<u>\$330</u>
	Sewerage Service	<u>\$309</u>
	Water & Sewerage	<u></u>
EQUIVALENT # OF RESIDENTIAL USERS		<u>3,540</u>

THIS IS TO CERTIFY that on the 17th day of December, 2002 the Council of the MUNICIPALITY OF QUISPAMSIS resolved that pursuant to paragraph 189(4) of the Municipalities Act, the operating budget for the utility for the ensuing year would consist of total revenues \$1,165,100 , and total expenditures of \$1,165,100 .

Adopted this 17th day of December, 2002


by the Council of the town of QUISPAMSIS.


Executed this Eighteenth day of December, 2002 by the

Clerk of the MUNICIPALITY OF QUISPAMSIS

under the corporate seal of said Municipality.

(Corporate Seal)


 Mayor Ronald Maloney


 Clerk, Catherine P. Snow

Approved this _____ day of _____ 20____

 Director, Local Financial Support

MUNICIPALITY OF QUISPAMISIS

2003 UTILITY OPERATING FUND BUDGET

REVENUE		2002 BUDGET	2003 BUDGET
1.4.0.0.0.	SALE OF SERVICES		
1.4.4.1.0.	Sale of Water *		
	Residential (a)	19,200	35,040
	Commercial	0	0
	Industrial (b)		
	Institutional		
	Own Municipality		
	Other Municipality		
	Other (spec.).....		
		
1.4.4.2.0.	Sale of Sewerage services *		
	Residential	815,140	980,148
	Commercial	23,320	27,810
	Industrial (b)	71,285	85,902
	Institutional		
	Other (spec.).....		
		
1.4.4.5.0.	Connection & Service Charge	4,000	9,000
1.4.4.-.0.	Other (spec.).....		
		
	TOTAL Sale of Services	932,945	1,137,900

(a) Include special rates for summer cottage

(b) Include water sold for construction

2003 UTILITY OPERATING FUND BUDGET

REVENUE		
	2002 BUDGET	2003 BUDGET
1.5.0.0.0. OTHER REVENUE FROM OWN SOURCES		
1.5.3.0.0. Rentals		
1.5.3.1.0. Engineering Structures		
1.5.3.4.0. Machinery and Equipment		
1.5.3.9.0. Other		
1.5.5.0.0. Return on Investments		
1.5.5.1.0. Interest on Investments	4,800	4,800
1.5.5.2.0. Interest on Loans & Advances		
1.5.5.4.0. Premiums and Exchange		
1.5.5.9.0. Other		
1.5.6.0.0. Surcharge and Interest		
1.5.6.1.0. Surcharges	2,400	2,400
1.5.6.2.0. Interest	20,000	20,000
1.5.7.0.0. Own Funds		
1.5.7.2.0. Water Supply for Fire Protection (a)	0	0
1.5.7.9.0. Other		
1.5.9.0.0. Miscellaneous		
1.5.9.3.0. Frontage Fees		
1.5.9.9.0. Other		
TOTAL Other Revenue from Own Sources	27,200	27,200

(a) Regulation 81-195 as amended

MUNICIPALITY OF QUISPAMISIS

2003 UTILITY OPERATING FUND BUDGET

REVENUE		
	2002 BUDGET	2003 BUDGET
1.6.0.0.0	UNCONDITIONAL TRANSFERS	
1.6.1.0.0.	Federal Government	
1.6.2.0.0.	Provincial Government	
1.6.3.0.0.	Other Governments (spec.)	
	0	0
1.7.0.0.0.	CONDITIONAL TRANSFERS	
1.7.1.0.0.	Federal Government	
1.7.5.0.0.	Provincial Government	
1.7.9.0.0.	Other Governments (spec.)	
	0	0
1.9.0.0.0.	OTHER TRANSFERS	
1.9.1.0.0.	From own funds	
1.9.1.1.0.	140,838	0
	140,838	0
TOTAL REVENUE	1,100,983	1,165,100

2003 UTILITY OPERATING FUND BUDGET

EXPENDITURES

	2002 BUDGET	Water Cost for Fire Protection	2003 BUDGET	Water Cost for Fire Protection
2.4.0.0.0. ENVIRONMENTAL HEALTH SERVICES				
2.4.1.0.0 Water Supply				
2.4.1.1.0. Administration and general		NIL		NIL
2.4.1.2.0. Purification and treatment	9,600	NIL	9,600	NIL
2.4.1.3.0. Source of Supply				
2.4.1.4.0. Transmission and distribution	7,200		7,200	
2.4.1.5.0. Power and pumping	4,712		6,481	
2.4.1.6.0. Billing and collection		NIL		NIL
2.4.1.7.0. Water purchased				
2.4.1.9.0. Other	40,687		58,836	
TOTAL Water	62,199	0	82,117	0
2.4.2.0.0. Sewerage Collection and Disposal				
2.4.2.1.0. Administration	251,062	NIL	222,041	NIL
2.4.2.2.0. Sewerage collection system	59,957	NIL	65,053	NIL
2.4.2.3.0. Sewerage lift station(s)	125,287	NIL	119,220	NIL
2.4.2.4.0. Sewerage treatment and disposal	135,293	NIL	126,897	NIL
2.4.2.6.0. Storm Sewers		NIL		NIL
2.4.2.9.0. Other		NIL		NIL
Sub Total	571,599	NIL	533,211	NIL
Less amount transferred from General Fund re: Storm Sewers				
TOTAL Sewerage	571,599	0	533,211	0

2003 UTILITY OPERATING FUND BUDGET

EXPENDITURES

	2002 BUDGET	Water Cost for Fire Protection	2003 BUDGET	Water Cost for Fire Protection
2.8.0.0.0 FISCAL SERVICES				
2.8.1.0.0. Water System Debt Charges				
2.8.1.1.0. Interest on Temporary Borrowing				
2.8.1.2.0. Interest on Long-Term Debt				
2.8.1.3.0. Principal Installments				
2.8.1.9.0. Other Water Debt Charges				
TOTAL Water System Fiscal Services	0	0	0	0
2.8.1.0.0. Sewerage & Storm Sewer System Debt Charges				
2.8.1.1.0. Interest on Temporary Borrowing	9,375	NIL	21,086	NIL
2.8.1.2.0. Interest on Long-Term Debt	158,540	NIL	185,084	NIL
2.8.1.3.0. Principal Installments	254,000	NIL	303,992	NIL
2.8.1.9.0. Other Sewer Debt Charges	2,870	NIL	3,261	NIL
Sub Total	424,785	0	513,423	0
Less Amount Transferred from General Fund re: Storm Sewers				
TOTAL Sewerage System Fiscal Services	424,785	NIL	513,423	NIL

2003 UTILITY OPERATING FUND BUDGET

EXPENDITURES

	2002 BUDGET	Water Cost for Fire Protection	2003 BUDGET	Water Cost for Fire Protection
2.8.2.0.0. Transfers to own Funds and Reserves				
2.8.2.1.0. Reserve Fund				
Water				
Storm and Sewer System		NIL		NIL
2.8.2.2.0. Capital Fund				
Water				
Storm and Sewer System	16,400	NIL	0	NIL
2.8.2.5.0. Deficit 2nd Previous Year				
Water				
Storm and Sewer System		NIL	1,402	NIL
2.8.9.0.0. Other Fiscal Services	6,000		14,947	
2.8.9.1.0. Discounts	20,000	NIL	20,000	NIL
2.8.9.2.0. Provision for Loss on Accounts Receivable		NIL		NIL
TOTAL Fiscal Services	42,400	0	36,349	0
TOTAL EXPENDITURE	1,100,983	0	1,165,100	0

Percentage *

To be transferred to item 2.2.4.5.0. General Fund Budget and treated as revenue under item 1.5.7.2.0. of this budget.