



Swimming Pool Application

Town of Quispamsis
 12 Landing Court
 Quispamsis, NB E2E 4R2
 Phone 506-849-5778
 Fax 506-849-5799
 Email: inspections@quispamsis.ca
 Website: www.quispamsis.ca

Permit No. _____

| PROPERTY OWNER <input type="checkbox"/> APPLICANT | | | |
|---|------------------|---|--|
| NAME | | EMAIL | |
| ADDRESS | | POSTAL CODE | |
| HOME PHONE | WORK PHONE | CELL PHONE | |
| CONTRACTOR <input type="checkbox"/> APPLICANT | | | |
| COMPANY NAME | | CONTACT | EMAIL |
| ADDRESS | | POSTAL CODE | |
| HOME PHONE | WORK PHONE | CELL PHONE | |
| PROJECT LOCATION | | | |
| Civic No. | Street Name | PID | |
| Lot No. | Subdivision Name | Corner Lot | <input type="checkbox"/> Yes <input type="checkbox"/> No |
| PROJECT DETAIL | | | |
| Swimming Pool Style <input type="checkbox"/> Above-ground <input type="checkbox"/> In-ground | | | |
| Size of Pool | | Pool Depth | |
| Self-closing gate <input type="checkbox"/> Yes <input type="checkbox"/> No | | Estimated Construction Cost: | |
| Fence <input type="checkbox"/> Fence Application Attached <input type="checkbox"/> Pool Fence | | | |
| Deck with Railing <input type="checkbox"/> Deck Application Attached | | Pool Shed <input type="checkbox"/> Accessory Application Attached | |
| Proposed Start Date | | Expected Completion Date | |
| Variance <input type="checkbox"/> N/A <input type="checkbox"/> Pending <input type="checkbox"/> Granted (Decision Attached) | | | |
| PAC Stipulations | | | |

*For a timely review please complete the entire application

TERMS & CONDITIONS

By signing, the owner/applicant hereby make application to 'Construct, alter, remodel, repair, place as described above and in accordance with attached plans and specifications.

- I acknowledge my understanding that the foregoing is an application only, and until a building permit has been issued by the Building Inspector and received by me, no part of the intended work shall be undertaken.
- I am aware of the requirements and I undertake to carry out the intended work in compliance of the Building By-law, the Zoning By-law and any other applicable by-laws of the Town.
- I am also aware that this permit expires one year from the date of the issuance of the Building Permit and all work must be completed within one year of the date of the permit.
- Once constructed, I agree to use the structure for the sole purposes indicated in the preceding application.
- I understand that if my proposed work in any way does not meet the requirements of the aforementioned by-laws, I must request in writing a variance of the particular by-law from the Planning Advisory Committee. Until such variance has been granted by that body in writing, I will not commence any work.

I have read and agreed to the aforementioned terms and conditions

Signature of Applicant

Date

Signature of Property Owner (*if different from applicant*)

This information is being collected in order for the Town of Quispamsis to accept plans and specifications, issue a permit, perform inspections, etc. for such work described in Building By-law No. 55. Information contained herein will be used to communicate with the relevant Project Contacts, i.e. contractors, engineers, electricians, plumbers, provincial departments. It may also be circulated to other Municipal Departments to be used for strategic planning purposes.

The legal authority for collecting this information is found in *Section 59 of the Community Planning Act, Building Bylaw No. 55* and the *Right to Information and Protection of Privacy Act*.

*For a timely review please complete the entire application



Swimming Pool Information

Town of Quispamsis
12 Landing Court
Quispamsis, NB E2E 4R2
Phone 506-849-5778
Fax 506-849-5799
Email: inspections@quispamsis.ca
Website: www.quispamsis.ca

Residents locating a pool on their property are required to obtain a permit from the town of Quispamsis. To obtain a building permit, return this COMPLETE PACKAGE to the Building Inspection Department. For more information please call (506) 849-5741.

When obtaining a permit, you must identify the following details: 1) location of the pool; 2) location of fencing and related detail; 3) deck construction detail; and 4) security, such as gates and latching devices.

Pools must be placed in accordance with NB Power regulations where they are in close proximity to overhead wires. Contact NB Power for further information.

DEFINITION

A swimming pool is defined in the Town's By-law No. 038, as: a tank or other structure, including an inflatable container located in whole or in part outdoors and containing or intended to contain water with a surface area of more than nine (9) square meters or a depth of more than sixty one (61) centimetres for purposes of swimming, diving, wading or soaking (a copy of Section 6(T) is attached for your review).

IMPORTANT THINGS TO REMEMBER

1. Building permit must be issued prior to commencing work.
2. All work must comply with the most recent Zoning By-law regarding setbacks (see below).
3. As per Building By-law 055, all construction shall conform to the latest edition of the National Building Code of Canada as adopted by the Province of New Brunswick and all amendments thereto (hereinafter referred to as the "National Building Code").
4. If an easement is located within the boundary of construction, the application must be accompanied by written approval from the proper authority granting permission of the structure.

INFORMATION WE WILL NEED TO PROCESS YOUR PERMIT

- Completed Building Permit Application Form
- Copy of the specifications and legible scale drawings of the structure, to which the proposed work is to be carried out and any engineering detail drawings such as a retaining wall.
- (A Site Plan as per the attached "Sample Building Permit Site Plan and Preparation Guidelines")
Match Fence Statement
- Estimated construction cost of project
- Where a variance has been granted, attach a copy of the Notice of Decision to this application
- Fence Building Permit Application
- Deck Building Permit Application
- Accessory Building Permit Application

TOWN OF QUISPAMIS Zoning By-law 038

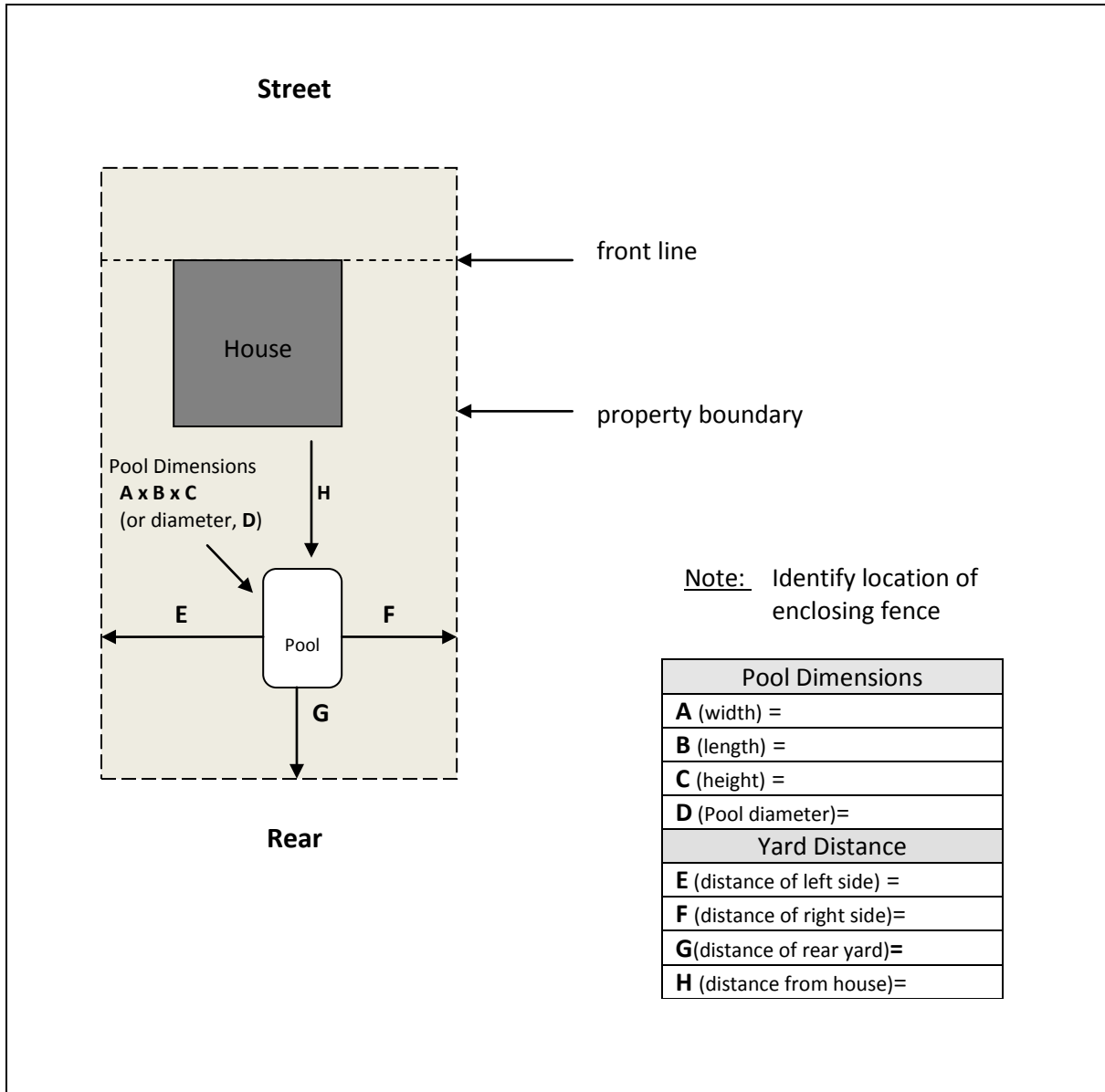
Section 6(T) Swimming Pools

- (1) No land may be used for purposes of a swimming pool unless the pool is enclosed by a fence, or by wall of a building or structure, or by a combination of walls (including an above ground pool wall) and fences set back a minimum of one hundred thirty (130) centimetres from the edge of the swimming pool, and be at least one hundred fifty (150) centimetres in height to a maximum of two hundred fifty (250) centimetres in height and meeting the requirements of this Section.
- (2) Where a portion of a wall of a building forms part of any enclosure mentioned in Section 6.(T)(1):
 - (a) no main or service entrance to the building may be located therein;
 - (b) it may exceed two hundred fifty (250) centimetres in height; and
 - (c) any door therein, other than a door to a dwelling or rooming unit, shall be self-closing and equipped with a self-latching device at least one hundred fifty (150) centimetres above the bottom of the door.
- (3) An enclosure mentioned in Section 6.(T)(1) shall not have rails, bracing or other attachments on the outside thereof that would facilitate climb.
- (4) A fence mentioned in Section 6.(T)(1):
 - (a) shall be made of chain link construction, with galvanized, vinyl or other CSA-approved coating, or of wood or of other materials, in the manner described in Section 6.(T)(5);
 - (b) shall not be electrified or incorporate barbed wire or other dangerous material; and
 - (c) shall be located:
 - (i) at least one hundred thirty (130) centimetres from the edge of the swimming pool;
 - (ii) at least one hundred thirty (130) centimetres from any condition that would facilitate its being climbed from the outside; and
 - (iii) at least sixty (60) centimetres from the sideline or rear line of the lot on which it is located.
- (5) The design and construction of a fence under this Section shall provide:
 - (a) in the case of a chain link construction:
 - (i) no greater than thirty eight (38) millimeters diamond mesh;
 - (ii) steel wire not less than number twelve (12) gauge, or a minimum number fourteen (14) gauge proved coating forming a total thickness equivalent to number twelve (12) gauge wire; and
 - (iii) at least thirty eight (38) millimeters diameter steel posts, set below frost and spaced not more than three (3) meters apart, with a top horizontal rail of at least thirty eight (38) millimeters diameter steel;
 - (b) in the case of wood construction:
 - (i) vertical boarding, not less than twenty five (25) millimeters by one hundred one (101) millimeters nominal dimensions spaced not more than thirty eight (38) millimeters apart, attached to supporting members and arranged in such manner as not to facilitate climbing on the outside; and
 - (ii) supporting posts at least one hundred one (101) millimeters square or round with one hundred one (101) millimeters diameter, set below frost and spaced not more than two hundred forty (240) centimetres apart, with the portion below grade treated with a wood preservative, and with a top horizontal rail of at least fifty (50) millimeters by one hundred fifty two (152) millimeters nominal dimensions.
 - (c) Gates forming part of an enclosure mentioned in Section 6.(T)(1):
 - (i) shall be equivalent to the fence in content, manner of construction and height;
 - (ii) shall be supported on substantial hinges; and
 - (iii) shall be self-closing and equipped with a self-latching device at least one hundred fifty (150) centimetres above the bottom of the gate.
- (6) A swimming pool and its access structure or deck shall be located:
 - (a) at least three (3) metres from the rear and side line of the lot on which it is located;
 - (b) behind the front line of the main dwelling;
 - (c) at least seven decimal five (7.5) metres from the street line; and
 - (d) in accordance with NB Power regulations regarding electrical services.

SWIMMING POOLS IN-GROUND AND ABOVE GROUND

Example Site Plan: Location of Swimming Pool

Indicate the distance from your property boundary to the proposed pool including the location and height of the enclosing fence.

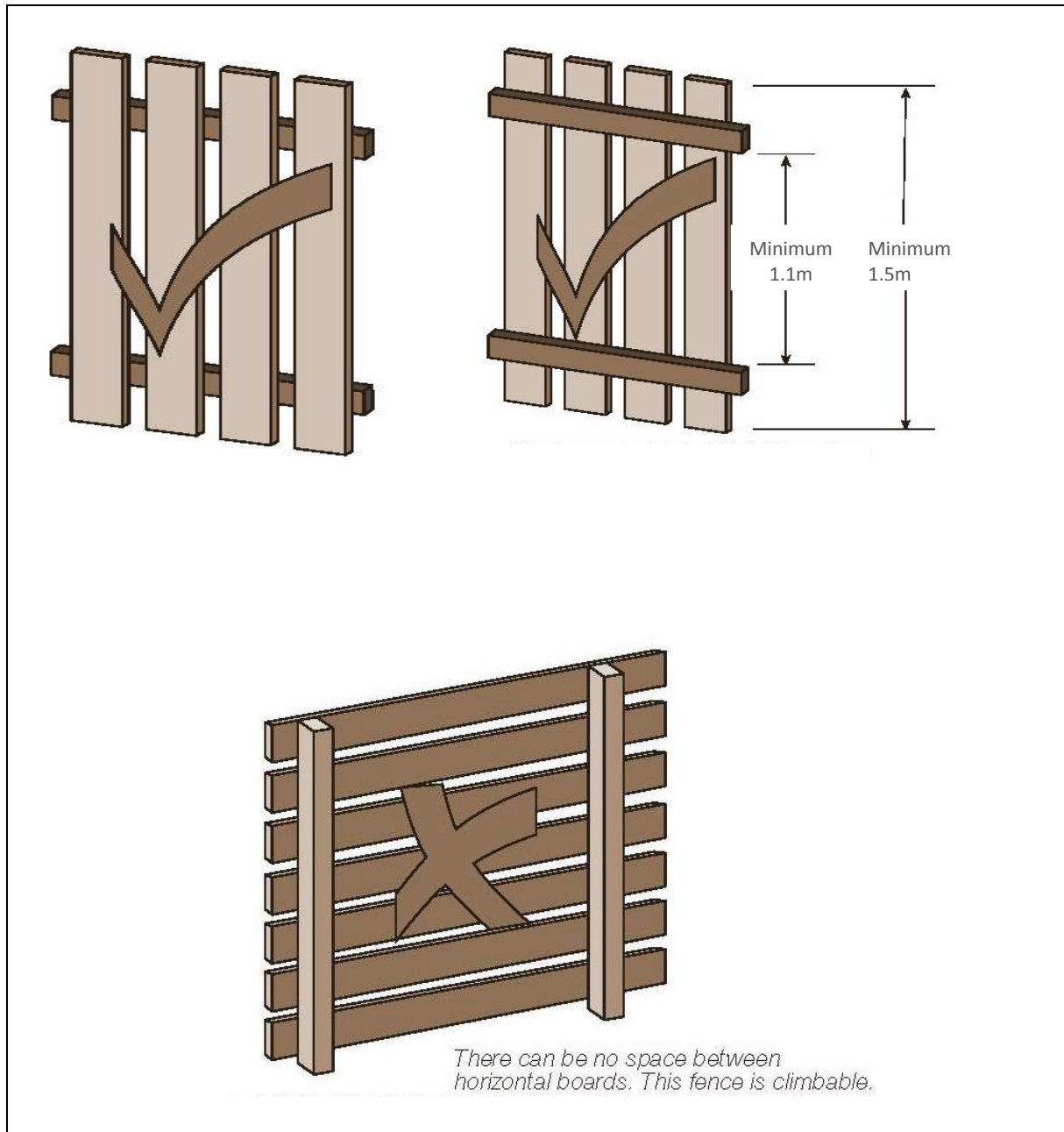


FENCES AND ENCLOSURES

All swimming pools are to be completely enclosed by a fence with a minimum height of 1.5 metres to a maximum height of 2.5 metres. The opening between rails can be no greater than 38 millimetres apart. The fence shall be constructed so that it does not facilitate climbing.

Fence Construction

Indicate the type of fence construction to be used and dimensions.

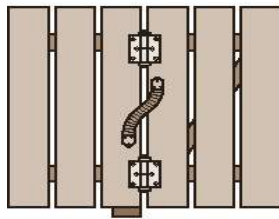
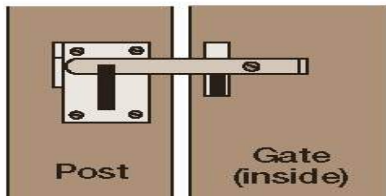
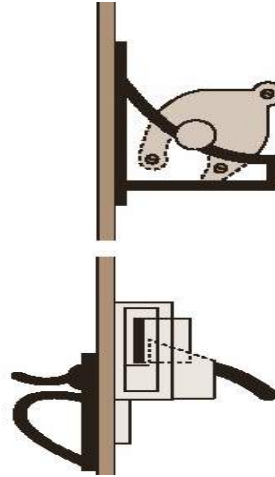
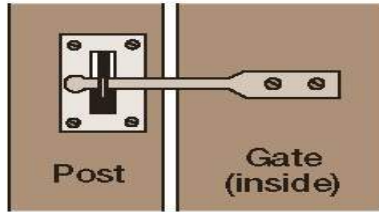


AUTOMATIC LATCHES AND SELF-CLOSING DEVICES

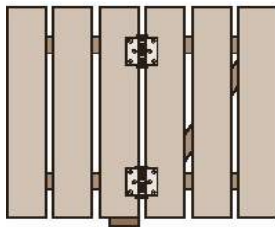
Gates must be self-closing and self-latching. The illustrations below show examples that meet these requirements.

UTOMATIC LATCHES AND SELF-CLOSING DEVICES

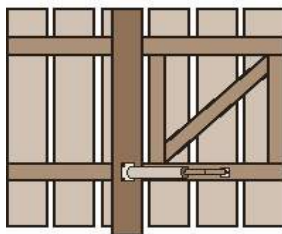
Identify type of latches to be installed.



Torsion Spring



Spring Loaded Hinges



Hydraulic Closer



